

Survey Year

Agency Size

Agency Name

2024

Very Small

All

Selected Survey Year

2024

Field Period

May 13 - Jul 5 2024

Sample or Census

Census

Number of Surveys Completed

533


Number of Surveys Administered

811

Response Rate

66%

Response Rate Over Time



Employee Engagement Index

76% ↓

Leaders Lead

67%

Supervisors

82%

Intrinsic Work Experience

79%

Performance Confidence Index

91% ↑

Global Satisfaction Index

69% ↓

Diversity, Equity, Inclusion & Accessibility Index

76% ↓

Diversity

75%

Equity

71%

Inclusion

81%

Accessibility

77%

Employee Experience Index

81% ↑

Microsoft Power BI

< 2 of 8 >



- [About](#)
- [Reports](#)
- [Public Data File](#)
- [Resources](#)
- [Contact Us](#)
- [Privacy & Accessibility](#)

Select Filter:

Agency

FEB Region

Agency Size

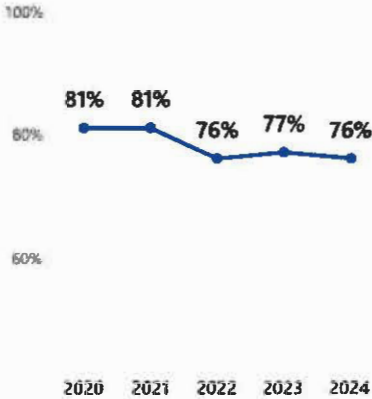
Very Small

Agency Name

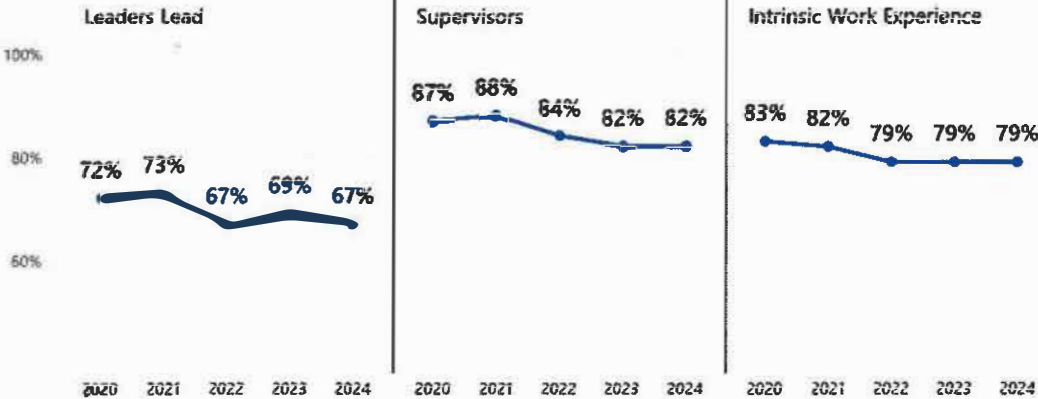
All

- Employee Engagement
- Performance Confidence
- Global Satisfaction
- DEIA
- Employee Experience

Employee Engagement Index



Employee Engagement Subindices



Index

- ☒ Leaders Lead
- ☒ Supervisors
- ☒ Intrinsic Work Experience

	2020	2021	2022	2023	2024
Leaders Lead	72%	73%	67%	69%	67%
Supervisors	87%	88%	84%	82%	82%
Intrinsic Work Experience	83%	82%	79%	79%	79%

- About
- Reports
- Public Data File
- Resources
- Contact Us
- Privacy & Accessibility